



RECLAMATION

RELEASE 2023



passion for sports grounds

SMG IS THE WORLD LEADER IN ARTIFICIAL TURF RECLAMATION MACHINES

SMG is not only the market leader for installation machines for artificial turf systems. SMG also leads the world market with its patented technologies when it comes to expansion through to recycling and thus contributes to the sustainable dismantling of artificial turf fields around the world.

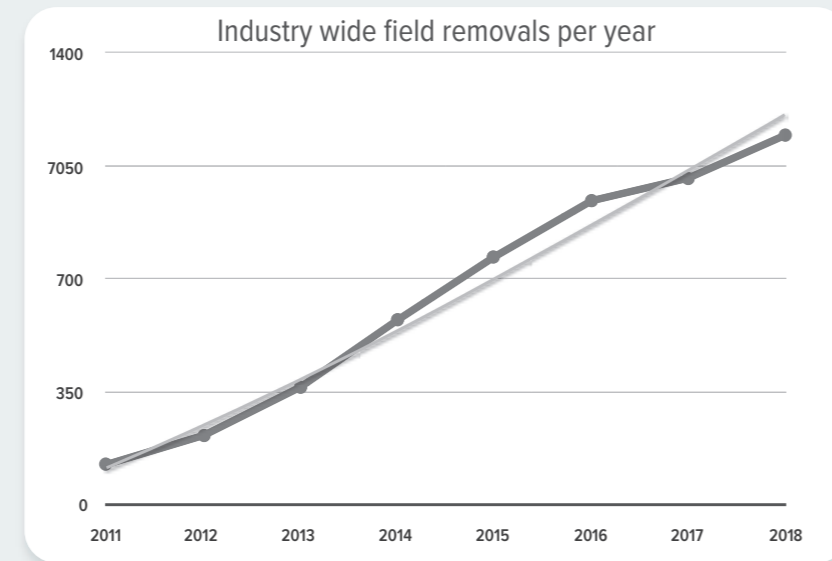
SMG has the best solution for every step of the process when it comes to cutting, extracting infill material and rolling up artificial turf.

SERVING A GROWING NEED

The synthetic turf industry has grown rapidly since the late 1990s

- Average useful lifespan is 10-12 years
- Within five years, more than 1,000 fields will be deconstructed annually

SMG specializes in engineering machines for efficient onsite extraction



Average field size: **7,500 m²**

Weight of turf: **20 tons**

Weight of infill: **220 tons**

Reclamation Process Options



Cut turf into strips



Extract infill onsite



Wind turf with infill extracted

RECLAMATION OF ARTIFICIAL TURF



CONTENTS

RotoTine		
RT1502	Attachment for loosening of artificial turf. Working width 1,500 mm	P. 06
TurfPickup		
TP600	Machine for loosening of artificial turf. Working width 600 mm	P. 06
RenoMatic		
RM1500/ RM1502	Tractor device for the removal of filling material from artificial turf. Working width 1,500 mm	P. 08
TurfCutter		
TC350H	Self-propelled, walk-behind cutting machine for artificial turf with or without infill.	P. 10
TurfSaw		
TS350	Attachment for cutting artificial turf with or without infill.	P. 10
TurfWinch		
TWVario	Attachment for Up- and Unrolling of artificial turf.	P. 12
TW2000	Attachment for Up- and Unrolling of artificial turf.	P. 14
TW2000 ECO	Attachment for Up- and Unrolling of artificial turf.	P. 14
TurfMuncher		
TM2000D	Self-propelled machine for the removal of artificial turf.	P. 16
TM2500E	Stationary machine for the removal of infilling material of artificial turf.	P. 18

RotoTine

RT1502



Attachment for loosening of artificial turf. Working width 1,500 mm

RotoTine RT1502 is designed to loosen the artificial turf infill material. It can also be used to detach the infill from the artificial turf by adjusting the working depth to a lower setting. 4 adjustment spindles allow the adjustment of the working depth to the desired setting. A locking mechanism secures the spindles from turning.

Art.-No. 6222544

Working width	1,500 mm
Drive	PTO adaptor, 540 rpm
Spring movement	horizontal
Weight	420 kg
Dimensions	L 1,645 x W 965 x H 780 mm

Subject to technical alterations

TurfPickup

TP600



Machine for loosening of artificial turf. Working width 600 mm


TurfPickup TP600 can loosen hardened artificial turf pitches with sand and/or rubber granulate infill. The easy manoeuvrable TP600 is ideal especially for small facilities e.g. tennis courts or repair areas in larger facilities. A rotating tine shaft loosens hardenings carefully and detaches the infill material from the artificial turf.

Art.-No. 6400031

Working width	600 mm
Drive	1-cylinder petrol engine / 4 kW (5.4 HP)
Spring movement	vertical
Weight	75 kg
Dimensions	L 1,037 x W 735 x H 869 mm

Subject to technical alterations

RT1502




TP600

RenoMatic

RM1500

Art.-No. 6211495



Tractor device for the removal of filling material from artificial turf. Working width 1,500 mm

The Renomatic RM1500 is designed to remove sand, rubber granules or organic infill materials from synthetic turf surfaces efficiently and precisely. The RM1500 has a working width of 1.5 M (just under 5'). It attaches to a tractor via a 3-pt hitch and is powered by a PTO drive for the brush removal system and hydraulics for the auger system. The brush system is adjustable to remove varying amounts of infill. The RM1500 requires a side vessel to catch the infill as it is being removed such as a forklift with a super sack or a loader bucket. The RM1500 can be lifted off of the ground by the 3-pt hitch system for fast transport.

NOTE:

The RM1500 and RM1502 require a tractor with a minimum 25 kW (34 HP) drive power, 3-point hydraulic hitch, and hydraulic capacity of 20 - 30 liters at approximately 100 bars per minute. We recommend a continuously variable hydrostatic transmission drive or crawling gear. The PTO must be at 540 rpm.

RenoMatic RM1500 / Art.-No. 6211495


Working width	1,500 mm
Removal quantity per pass	20 kg/m ²
Working speed	5 m/min
Performance	400 m ² /h
Drive	PTO and hydraulic
Material discharge	per feeding auger
Weight	410 kg
Dimensions	L 1,360 x W 1,660 x H 2,000 mm

Subject to technical alterations

RenoMatic

RM1502

Art.-No. 6211944



Tractor device for the removal of filling material from artificial turf. Working width 1,500 mm


Like the RM1500, the Renomatic RM1502 is designed to remove sand, rubber granules or organic infill materials from synthetic turf surfaces efficiently and precisely. The RM1502 has a working width of 1.5 M (just under 5'). It attaches to a tractor via a 3-pt hitch bar but acts like a trailer behind the tractor. The RM1502 is powered by a PTO drive for the brush removal system and hydraulics for the auger system, bag lifter, bag push bar. The brush system is adjustable to remove varying amounts of infill. The RM1502 does not require a man and side vessel to catch the infill as it is being removed. The RM1502 has a bag hanger that you place a super sack onto to collect the infill. The full supersack bag can be removed from the machine by the integrated bag push bar allowing you to remove infill without a forklift or dedicated man and collection vessel to run alongside the machine during removal.

RenoMatic RM1502 / Art.-No. 6211944

Working width	1,500 mm
Removal quantity per pass	20 kg/m ²
Working speed	5 m/min
Performance	400 m ² /h
Drive	PTO and hydraulic
Material discharge	into BigBag
Weight	1,150 kg
Dimensions	L 1,850 x W 1,690 x H 2,395 mm

Subject to technical alterations

RM1500



RM1502

TurfCutter

TC350H



Self-propelled, walk-behind cutting machine for artificial turf with or without infill.

TurfCutter TC350H cuts artificial turf with or without infilling material during the removal process. It is equipped with a sword, penetrating the turf in a selected height and guides it to the motor driven saw for cutting the turf. The motorized saw blade then cuts the artificial turf.

Art.-No. 6220639

Drive	1-cylinder petrol engine / 6 kW (8.2 HP)
Traction Drive	hydraulic, infinitely variable forward/reverse
Feed	up to 80 m/min
Saw blade	350 mm
Weight	152 kg
Dimensions	L 1,600 x W 600 x H 1,200 mm

Subject to technical alterations

TurfSaw

TS350



Attachment for cutting artificial turf with or without infill.

The TurfSaw TS350 cuts artificial turf with or without infill material. A sliding shoe raises the turf and leads it to the hydraulic saw. Support rollers facilitate the handling. The speed of the hydraulic saw is adjustable from 500 - 1,000 rpm thus allowing a cutting speed of 50 metres per minute. The TurfSaw TS350 can be operated with all available loaders by means of different adaptors.


Art.-No. 6213938

Drive	hydraulic
Traction Drive	Loader, Forklift, Tractor
Feed	up to 80 m / min
Saw blade	350 mm
Weight	65 kg
Dimensions	L 800 x W 400 x H 500 mm

Subject to technical alterations



TC350H



TS350

TurfWinch


TW Vario

Attachment for up- and unrolling of artificial turf.


TurfWinch Vario winds artificial turf with or without infill material into transportable rolls of either 2,000 mm, 3,000 mm or 4,000 mm, depending on the length of the selected winders. The winding speed is adjustable and can be activated from the driver seat by the Hand-held steering. TurfWinch Vario can be operated through different adapters with all available loaders and tractors. Maximum lifting capacity 2,000 kg.

Requirements for using the TW Vario:

Operation requires a loader or a tractor with at least 20 kW (27 HP) drive power and a oil capacity of 25 liter per minute. We recommend a continuously variable hydrostatic transmission drive or crawling gear.



VARIABLE: Different winders for rolls from 2,000 to 4,000 mm width for the seedless winding of compact artificial turf rolls.



Arm Set 2000
Art.-No. 6226202


Arm Set 3000
Art.-No. 6226208

Arm Set 4000
Art.-No. 6226216

TW Vario (without Armset) / Art.-No. 6226200

Roll width	Arm Set 2000: min. 1,715 mm / max. 2,415 mm Arm Set 3000: min. 2,715 mm / max. 3,415 mm Arm Set 4000: min. 3,715 mm / max. 4,415 mm
Drive	hydraulic / electro-hydraulic
Lifting power	max. 2,000 kg
Weight	TWV2000: 401 kg TWV3000: 455 kg TWV4000: 490 kg
Dimensions	TWV2000: L 937 x W 2,220 x H 1,372 mm TWV3000: L 937 x W 2,720 x H 1,372 mm TWV4000: L 937 x W 3,220 x H 1,372 mm

Subject to technical alterations



TurfWinch

TW2000



Attachment for Up- and Unrolling of artificial turf.

TurfWinch TW2000 winds up artificial turf with or without infill material into transportable rolls. The maximum roll width is 2 metres. Height adjustable support rollers facilitate handling. The winding speed is also adjustable and can be activated from the driver seat by the handheld steering. TurfWinch TW2000 can be operated by different adaptors with all available loaders.

Requirements for using the TW2000:

Operation requires a loader or a tractor with at least 20 kW (27 HP) drive power and an oil capacity of 25 litres per minute. We recommend a continuously variable hydrostatic transmission drive or crawling gear.


Art.-No. 6214680

Roll width	2 metres ideal
Drive	Electro-hydraulic
Lifting power	max. 2,000 kg
Weight	351 kg
Dimensions	L 1,200 x W 2,510 x H 1,100 mm

Subject to technical alterations

TurfWinch

TW2000 ECO





Art.-No. 6229232

Roll width	2 metres ideal
Drive	Hydraulic
Lifting power	max. 2,000 kg
Weight	220 kg
Dimensions	L 2,510 x W 406 x H 1,161 mm

Subject to technical alterations

TW2000



TW2000 ECO

TurfMuncher

TM2000D

Self-propelled machine for the removal of artificial turf. Working width 2.000 mm

Self-propelled TurfMuncher TM2000D winds up artificial turf into 2-metre compact rolls and detaches the infilling material. It is driven by a water-cooled 35 kW (46.2 HP) diesel engine, and all of its functions are electro-hydraulically controlled. The machine is conveniently controlled from a pivoting control panel. Weight, surface pressure and steering of the machine are designed for use on sensitive substructures such as, for instance, elastic layers.

The discharge height of the conveyor belt of 2.4 metres allows for easy pick-up of the filling material by shovel loaders, dumpers or BigBags. The conveyor is also 180° traversable and enables to work around the edges. A maximum operating speed of 7 m/min and a material discharge of up to 500 kg/min allow for removing a standard artificial turf pitch in just 14 hours.

Art.-No. 6213715

Working width	up to 2,000 mm
Max. removal rate	Forward movement 7 m/min; 500 kg/min; Area performance 4,000 m ² /8 h
Drive	4-cylinder diesel engine / 35 kW (46.2 HP)
Surface pressure	Back axis: 2.25 kg/cm ² Front axis: 0.96 kg/cm ²
Weight	3,550 kg
Dimensions	L 2,500 x W 2,250 x H 2,250 mm

Subject to technical alterations



TIGHT ROLLS: Winding unit for the seedless winding of compact artificial turf rolls.



EASY HANDLING: Pivoting control panel for flexibility and overview while controlling the TM2000D.



EFFICIENT SHIPMENT: Compact transportation dimensions for the transport with truck or via 20ft container.



TurfMuncher

TM2500E

Stationary machine for the removal of infilling material of artificial turf.


The stationary TurfMuncher TM2500E removes infill material from removed artificial turf rolls. Driven by an electro-hydraulic unit with 45 kW, all functions are electro-hydraulically controlled. The TM2500E has a removal device for extracting the infill material from the artificial turf. The ejection height of the conveyor belts of 380 mm allows easy picking up of the removed infill material. The unwinding and winding device for artificial turf rolls is designed for a width of up to 2,200 mm, a maximum diameter of 1,300 mm and a maximum weight of 3,500 kg. The working speed is up to 30,000 kg/hour.



INPUT: Input area for artificial turf rolls.




EFFIZIENTER TRANSPORT: Rewinder for rolls with idlers.



EASY HANDLING: Switch box with controls.



POWERFUL: Electro-hydraulic drive.



Art.-No. 6226900

Working width	2,200 mm
Removal rate	up to 30,000 kg/h
Drive	Electro/hydraulically powered 45 kW
Weight	7,000 kg
Dimensions	L 5,600 x W 4,000 x H 2,500 mm

Subject to technical alterations





passion for sports grounds

SMG Sportplatzmaschinenbau GmbH

Robert-Bosch-Straße 3

DE - 89269 Vöhringen (Germany)

Tel + 49 (0) 73 06 / 96 65 - 0

Fax + 49 (0) 73 06 / 96 65 - 50

info@smg-machines.com

www.smg-machines.com

Owners:

Markus Owegeser, Tobias Owegeser, Daniel Owegeser