



passion for sports grounds

SMG Sportplatzmaschinenbau GmbH

Robert-Bosch-Str. 3, DE - 89269 Vöhringen / Germany

Phone: +49 (0) 7306 96 65 0

Fax: +49 (0) 7306 96 65 50

E-mail: info@smg-machines.com




PlanoMatic - Paving
PlanoMatic P936



PlanoMatic - Paving

PlanoMatic P936



Item number/s:

6400117

Fully automatic paver for elastic layers, elastic subbases and athletic tracks.

Working width up to 3,600 mm (variable), area performance max. 970 m²/h.

The largest fully automatic SMG paver is PlanoMatic P936. With an installation width of 3,600 mm the P936 achieves a theoretical performance of up to 970 m²/h with a working speed of c. 4,5 m/min.

P936 is equipped with an automatic curve control for running tracks and a hydraulic controlled undercarriage. The operator seat can be fixed on the left or right, as required, and is adjustable to provide the most ergonomic position for the operator. In addition, P936 provides for smooth installation with the help of its optional levelling device (sensor/tactile unit). For the optimal surface quality the compaction can be adapted accordingly by adjusting the inclination angle of the screed.

Manual work on seams therefore becomes almost superfluous. Paving thickness settings of 0 - 50 mm can be easily changed by pressing a button located on both sides of the control panel. As an additional option the paver can be featured with a suitable generator.

The transport chassis of the P936 is operated electro-hydraulically. An additional hand pump enables a lifting of the machine without external power supply.

PlanoMatic - Paving

PlanoMatic P936

Detail views




PlanoMatic P936



Comfortable

Adjustable operator seat and control panel.



Curve Control

Control Panel´ both side, all operating functions including integrated curve control.

PlanoMatic - Paving

PlanoMatic P936

Detail views




Hybrid

Electro/mechanical lifting pump to raise and lower the chassis.



Precision

Spindles with scale to combine with optional levelling device.



Traction

Extra wide track chassis (153 mm) for use on all subbases.

PlanoMatic - Paving

PlanoMatic P936

Technical information

Power	6,5 kW (8,8 HP) / 3 ph. / 400 V / 50 - 60 Hz / 12 A
Traction drive	2 infinitely variable A.C. gear motors / speed of forward movement c. 0.8 m/min. to 4,5 m/min.
Chain drive	with standard chains 153 x 50 mm
Installation width	up to 3,600 mm (variable)
Area performance	970 m ² /h
Weight	1,100 kg (without optional accessories)
Dimensions	L 3,700 x W 2,000 x H 700 mm

Shipping dimensions

L 3,880 x W 2,270 x H 1,030 mm

Subject to technical changes



passion for sports grounds

SMG Sportplatzmaschinenbau GmbH | Robert-Bosch-Str. 3, DE - 89269 Vöhringen / Germany | Phone: +49 (0) 7306 96 65 0
Fax: +49 (0) 7306 96 65 50 | info@smg-machines.com | www.smg-machines.com