



passion for sports grounds

SMG Sportplatzmaschinenbau GmbH

Robert-Bosch-Str. 3, DE - 89269 Vöhringen / Germany


Phone: +49 (0) 7306 96 65 0

Fax: +49 (0) 7306 96 65 50

E-mail: info@smg-machines.com




PlanoMatic - Paving
PlanoMatic P928



PlanoMatic - Paving

PlanoMatic P928



Item number/s:

6400108

Fully automatic paver for elastic layers, elastic subbases, athletic tracks and multipurpose sports surfaces.

Working width up to 2,700 mm (variable), area performance up to 730 m²/h.

The PlanoMatic P928 is a fully automatic paver. With continuously variable speeds of 0.8 - 4.5 m/min it provides a theoretical performance of up to 730 m²/h. Individually adjustable width of up to 2,700 mm makes it ideal for athletic running tracks and school sports facilities.

P928 is equipped with an automatic curve control for running tracks and a hydraulic controlled undercarriage. P928 can come with an optional automatic levelling device (sensor/tactile unit) for smooth installation. For the optimal surface quality the compaction can be adapted accordingly by adjusting the inclination angle of the screed.

Paving thickness settings of 0 - 50 mm can be easily changed by pressing a button located on both sides of the control panel. Manual work on seams therefore becomes almost superfluous. As an additional option P928 can be featured with a suitable generator. The generator mounted on a swivelling console is safely protected and securely fixed to the machine.

The transport chassis of the P928 is operated electro-hydraulically. An additional hand pump enables a lifting of the machine without external power supply.


PlanoMatic - Paving

PlanoMatic P928

Detail views



PlanoMatic P928



Control panel, installed on both sides, all operating functions including integrated curve control

PlanoMatic - Paving

PlanoMatic P928

Technical information

Power	6,5 kW (8,8 HP) / 3 ph. / 400 V / 50 - 60 Hz / 12 A
Traction drive	2 infinitely variable A.C. gear motors / speed of forward movement c. 0.8 m/min. to 4.5 m/min.
Chain drive	with standard chains 153 x 50 mm
Installation width	up to 2,700 mm (variable)
Area performance	up to 730 m ² /h
Weight	950 kg (without optional accessories)
Dimensions	L 2,800 x W 2,000 x H 700 mm

Shipping dimensions

L 2,300 x W 1,000 x H 1,800 mm

Subject to technical changes



passion for sports grounds

SMG Sportplatzmaschinenbau GmbH | Robert-Bosch-Str. 3, DE - 89269 Vöhringen / Germany | Phone: +49 (0) 7306 96 65 0
Fax: +49 (0) 7306 96 65 50 | info@smg-machines.com | www.smg-machines.com